



Data Report  
View for Parents

Data Report  
View for Educators



Show details



How to use this page

Your current data search results:

How are students performing academically?

VOYAGEURS EXPEDITIONARY

VOYAGEURS EXPEDITIONARY HIGH SCHOOL

Analyze in more detail:

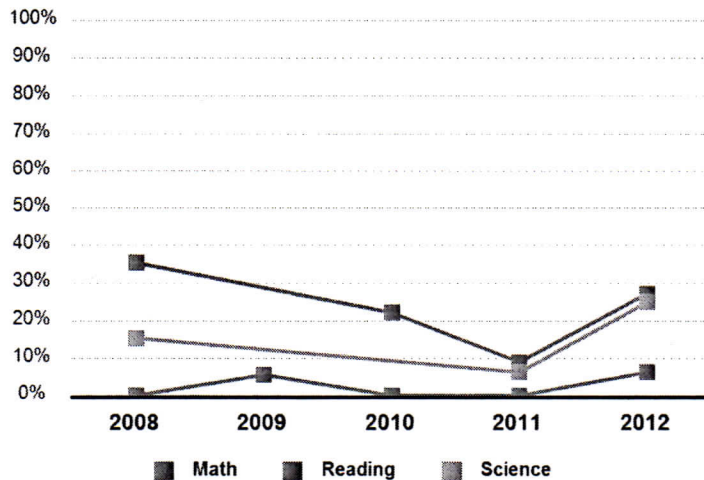
STATEWIDE

All Schools


Math

Compare up to two groups

## MCA Proficiency Trend: Percent Proficient by Year VOYAGEURS EXPEDITIONARY HIGH SCHOOL




## 2012 MCA Percent Proficient Math



## Ethnicity of Tested Students

### VOYAGEURS EXPEDITIONARY HIGH SCHOOL Math


American Indian/Alaskan Native	50%
Asian/Pacific Islander	0%
Hispanic	0%
Black, not of Hispanic origin	0%
White, not of Hispanic origin	50%



## Ethnicity of Tested Students

### STATEWIDE Math

American Indian/Alaskan Native	2.1%
Asian/Pacific Islander	6.8%
Hispanic	6.8%
Black, not of Hispanic origin	9.7%
White, not of Hispanic origin	74.4%



## VOYAGEURS EXPEDITIONARY HIGH SCHOOL

3724 BEMIDJI AVE N BEMIDJI MN 56601-4335

tel: 218 444 3130

9-12

web: <http://www.vehs.org>

## STATEWIDE

1500 Highway 36 West Roseville MN 55113-4266

tel: 651 582 8200

web: <http://w20.education.state.mn.us>

Percent Proficient

FAQ

Glossary

Item Sampler

This report shows the percent of tested students who meet or exceed achievement standards set by Minnesota educators. The proficiency trends shows results over time for each subject. The goal for Minnesota students is proficiency in all subject areas.

New, more rigorous achievement standards in Mathematics were implemented in 2011. For this reason, comparisons between the percentage of students who scored proficient in Mathematics from 2010 to 2011 should be done only when keeping in mind the standards changed from one year to the next.

More in-depth information and analysis options are provided in the view for educators.